



NELSON ROAD

MOLECFY CREEK

LINLEY VALLEY DRIVE

RECEIVED
RA453

2021-JUN-28

Current Planning

dHKarchitects



Nelson Road Multi Residential Dev.

SITE PLAN

Nanaimo, BC
14 APR 21



RECEIVED

RA453

2021-JUN-28

Current Planning

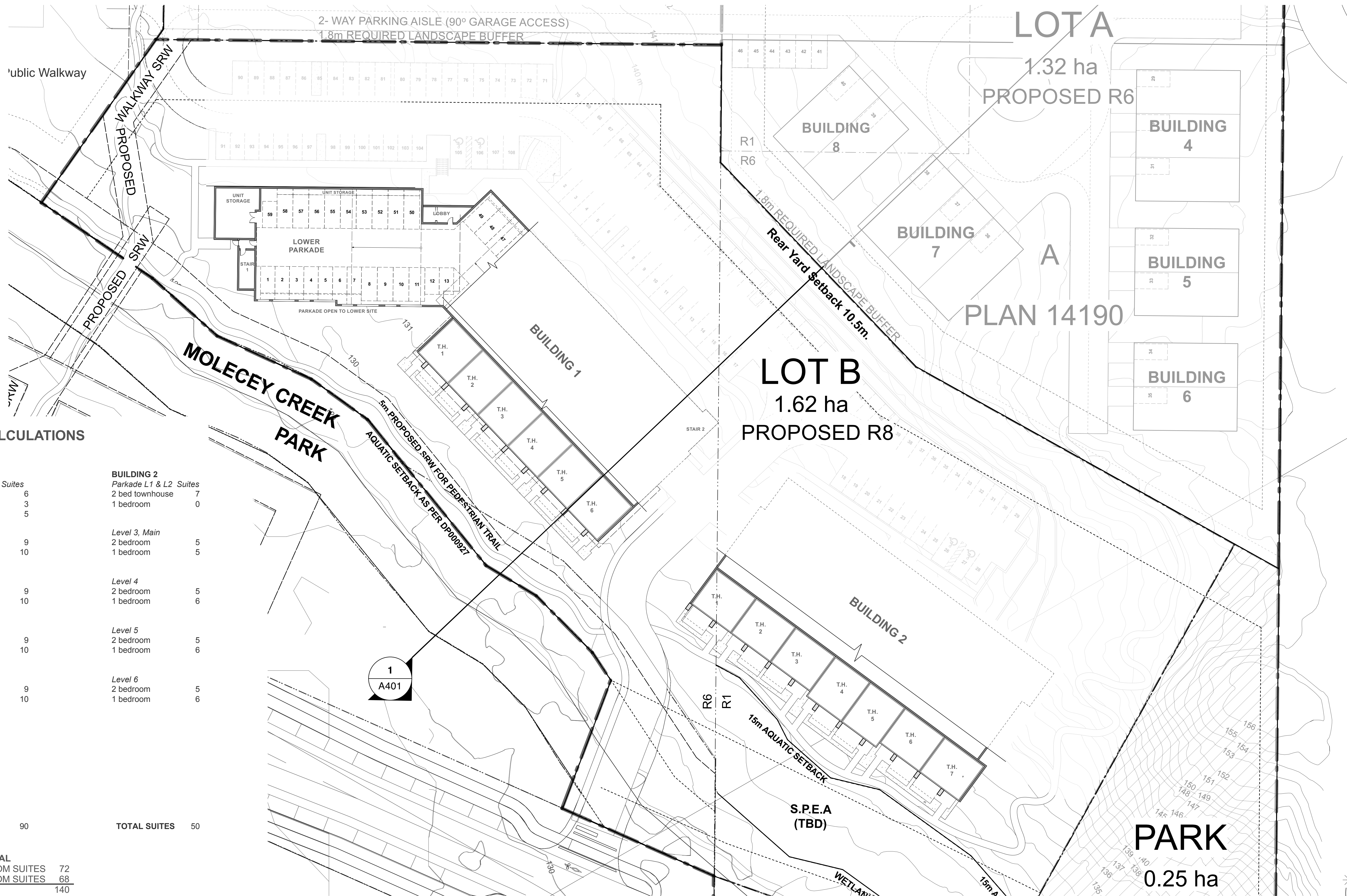
dHKarchitects



Nanaimo, BC
14 APR 21

Nelson Road Multi Residential Dev.

FUNCTIONAL RELATIONSHIP DIAGRAM

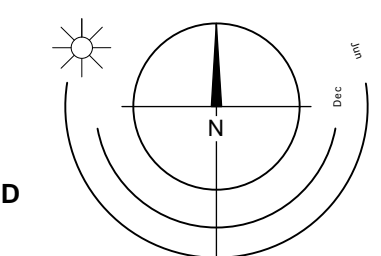


SUITE CALCULATIONS

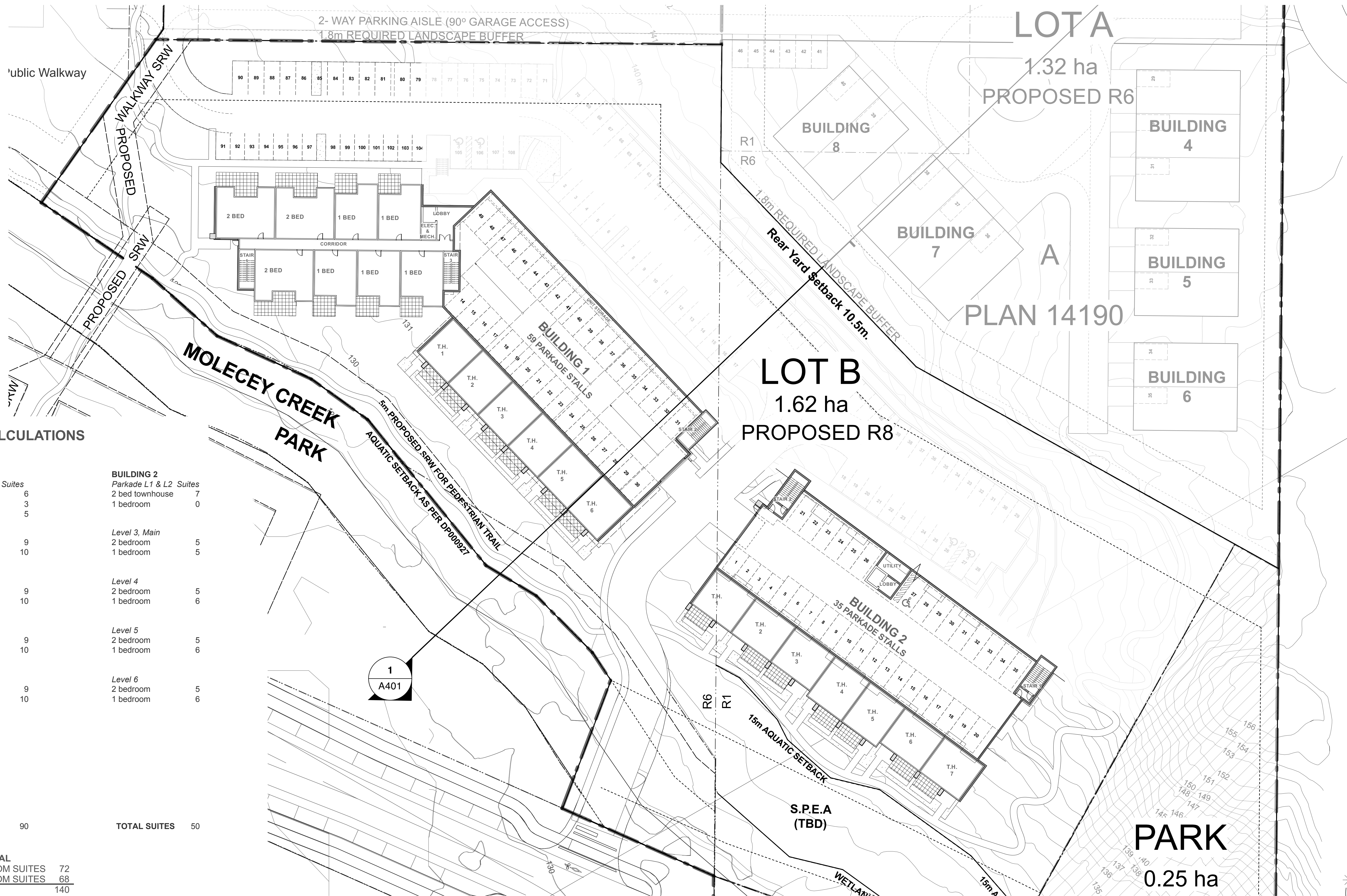
BUILDING 1		BUILDING 2	
<i>Parkade L1 & L2 Suites</i>		<i>Parkade L1 & L2 Suites</i>	
2 bed townhouse	6	2 bed townhouse	7
2 bedroom	3	1 bedroom	0
1 bedroom	5		
Level 3, Main		Level 3, Main	
2 bedroom	9	2 bedroom	5
1 bedroom	10	1 bedroom	5
Level 4		Level 4	
2 bedroom	9	2 bedroom	5
1 bedroom	10	1 bedroom	6
Level 5		Level 5	
2 bedroom	9	2 bedroom	5
1 bedroom	10	1 bedroom	6
Level 6		Level 6	
2 bedroom	9	2 bedroom	5
1 bedroom	10	1 bedroom	6
TOTAL SUITES	90	TOTAL SUITES	50

PROJECT TOTAL	
2 BEDROOM SUITES	72
1 BEDROOM SUITES	68
	140

2 A2 Site Plan at Level 2 Townhouses & Parkade Scale: 1:300



RECEIVED
RA453
2021-JUN-28
Current Planning

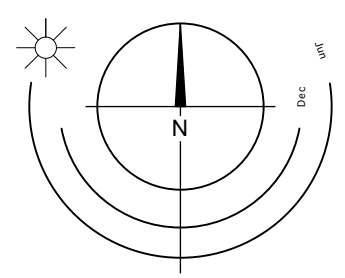


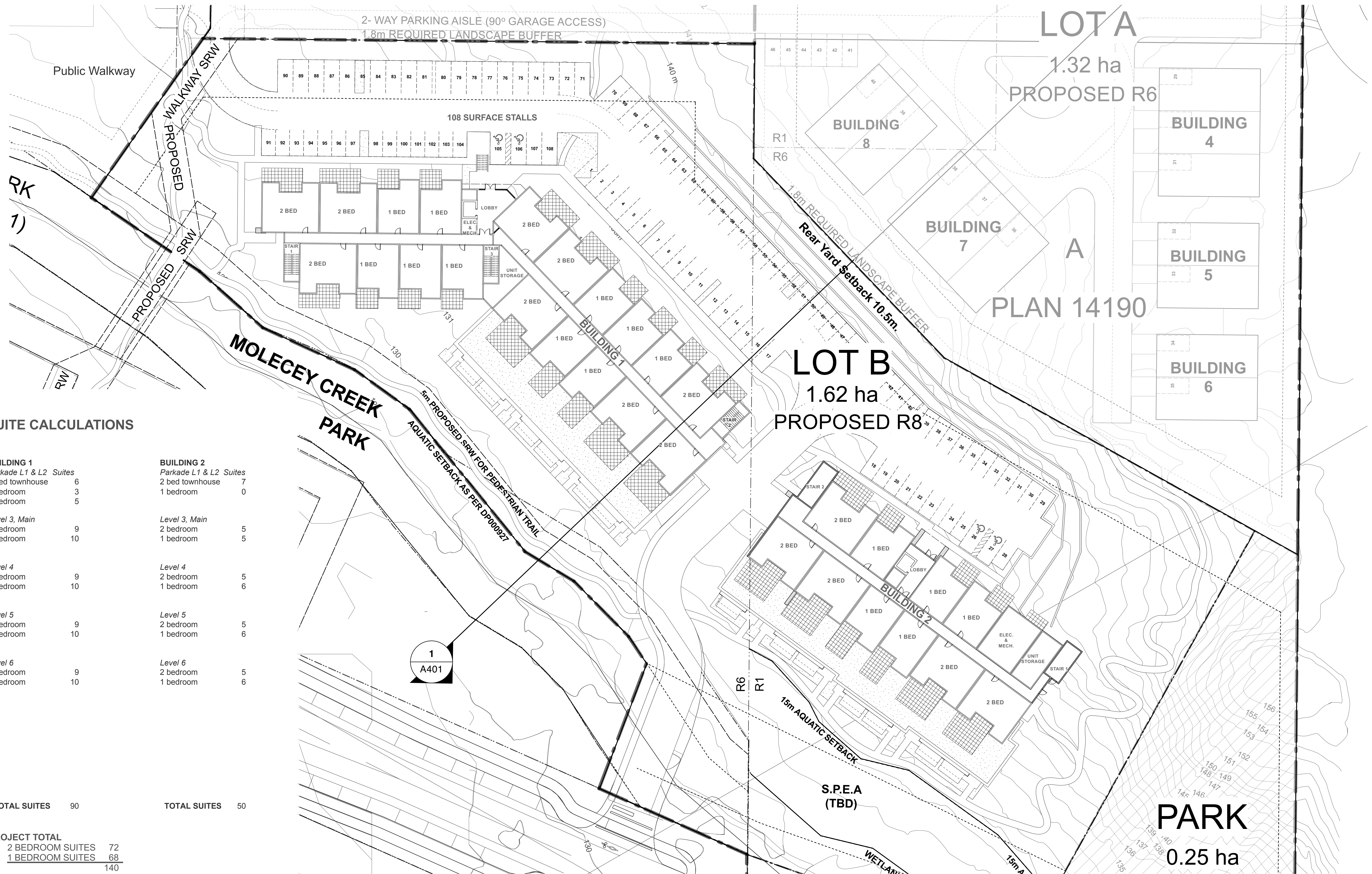
SUITE CALCULATIONS

BUILDING 1		BUILDING 2	
<i>Parkade L1 & L2 Suites</i>		<i>Parkade L1 & L2 Suites</i>	
2 bed townhouse	6	2 bed townhouse	7
2 bedroom	3	1 bedroom	0
1 bedroom	5		
Level 3, Main		Level 3, Main	
2 bedroom	9	2 bedroom	5
1 bedroom	10	1 bedroom	5
Level 4		Level 4	
2 bedroom	9	2 bedroom	5
1 bedroom	10	1 bedroom	6
Level 5		Level 5	
2 bedroom	9	2 bedroom	5
1 bedroom	10	1 bedroom	6
Level 6		Level 6	
2 bedroom	9	2 bedroom	5
1 bedroom	10	1 bedroom	6
TOTAL SUITES	90	TOTAL SUITES	50
PROJECT TOTAL			
2 BEDROOM SUITES	72		
1 BEDROOM SUITES	68		
	140		

2 A3 Site Plan at Level 2 Townhouses & Parkade Scale: 1:300

RECEIVED
RA453
2021-JUN-28
Current Planning

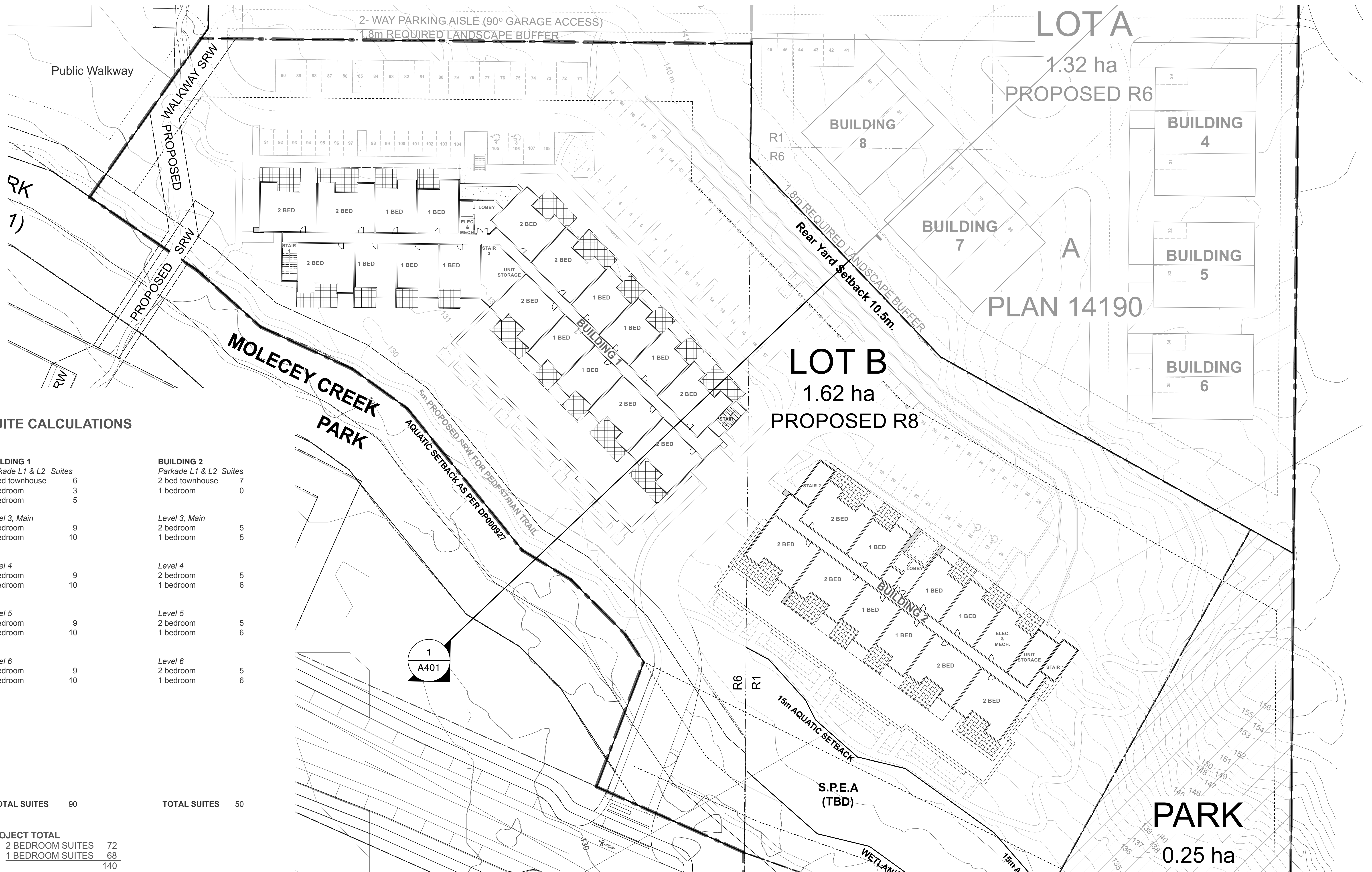




SUITE CALCULATIONS

BUILDING 1		BUILDING 2	
<i>Parkade L1 & L2 Suites</i>		<i>Parkade L1 & L2 Suites</i>	
2 bed townhouse	6	2 bed townhouse	7
2 bedroom	3	1 bedroom	0
1 bedroom	5		
Level 3, Main		Level 3, Main	
2 bedroom	9	2 bedroom	5
1 bedroom	10	1 bedroom	5
Level 4		Level 4	
2 bedroom	9	2 bedroom	5
1 bedroom	10	1 bedroom	6
Level 5		Level 5	
2 bedroom	9	2 bedroom	5
1 bedroom	10	1 bedroom	6
Level 6		Level 6	
2 bedroom	9	2 bedroom	5
1 bedroom	10	1 bedroom	6
TOTAL SUITES	90	TOTAL SUITES	50
PROJECT TOTAL			
2 BEDROOM SUITES	72		
1 BEDROOM SUITES	68		
	140		

RECEIVED
RA453
2021-JUN-28
Current Planning



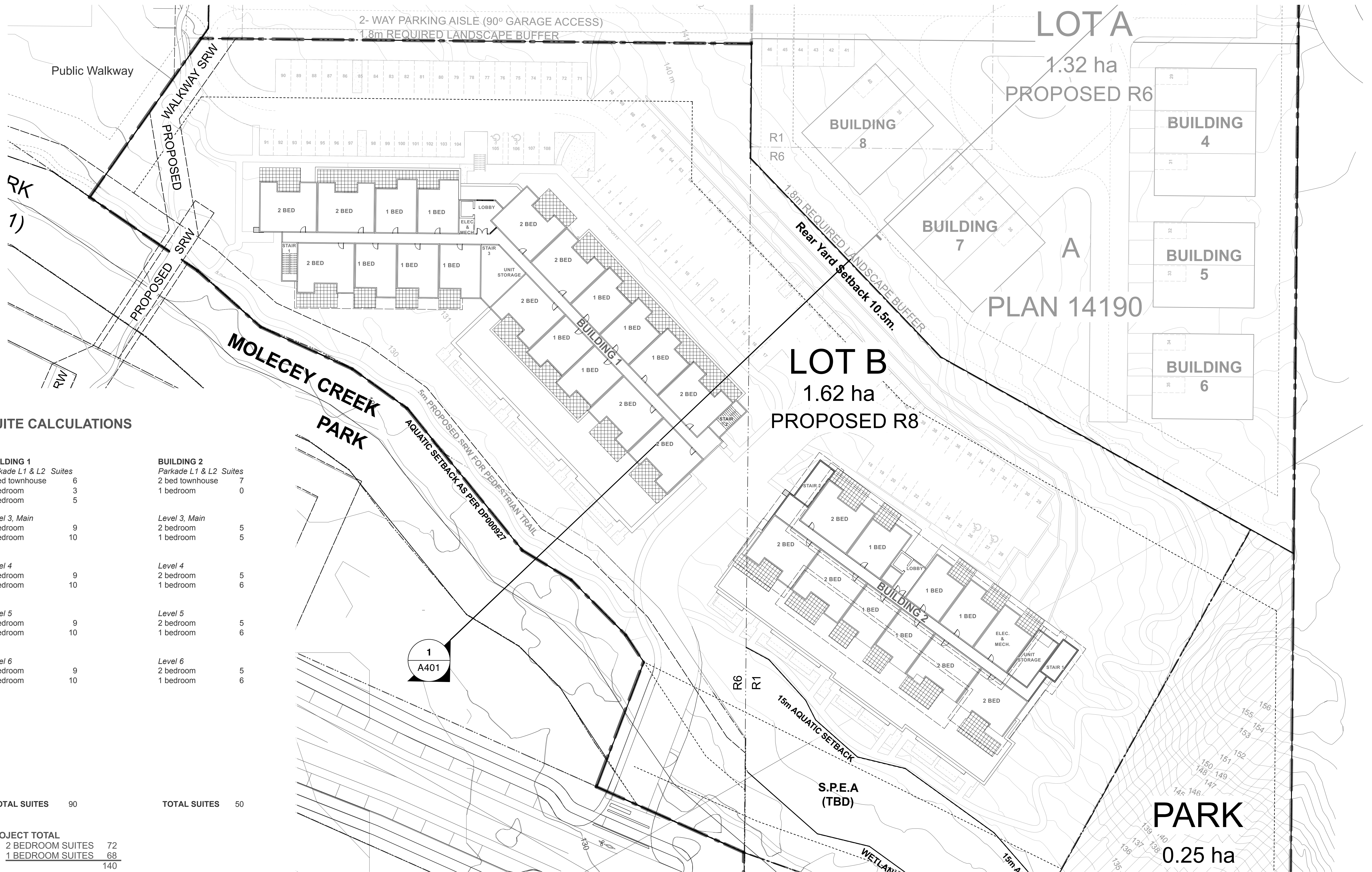
SUITE CALCULATIONS

BUILDING 1		BUILDING 2	
<i>Parkade L1 & L2 Suites</i>		<i>Parkade L1 & L2 Suites</i>	
2 bed townhouse	6	2 bed townhouse	7
2 bedroom	3	1 bedroom	0
1 bedroom	5		
Level 3, Main		Level 3, Main	
2 bedroom	9	2 bedroom	5
1 bedroom	10	1 bedroom	5
Level 4		Level 4	
2 bedroom	9	2 bedroom	5
1 bedroom	10	1 bedroom	6
Level 5		Level 5	
2 bedroom	9	2 bedroom	5
1 bedroom	10	1 bedroom	6
Level 6		Level 6	
2 bedroom	9	2 bedroom	5
1 bedroom	10	1 bedroom	6
TOTAL SUITES	90	TOTAL SUITES	50

PROJECT TOTAL	
2 BEDROOM SUITES	72
1 BEDROOM SUITES	68
	<u>140</u>

2 A5 Site Plan at Level 3, Main Entry Scale: 1:300

RECEIVED
RA453
2021-JUN-28
Current Planning



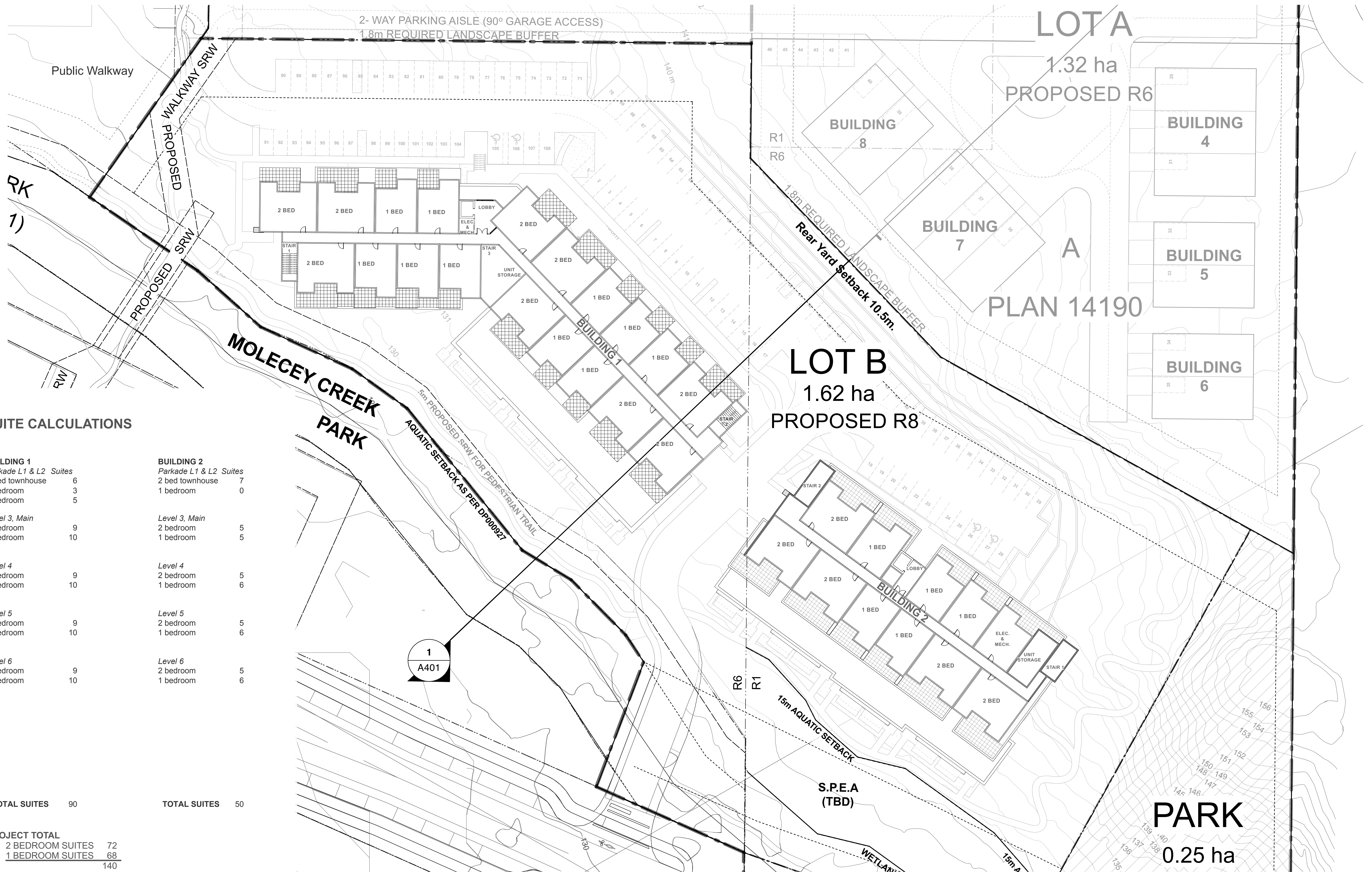
SUITE CALCULATIONS

BUILDING 1 Parkade L1 & L2 Suites		BUILDING 2 Parkade L1 & L2 Suites	
2 bed townhouse	6	2 bed townhouse	7
2 bedroom	3	1 bedroom	0
1 bedroom	5		
Level 3, Main		Level 3, Main	
2 bedroom	9	2 bedroom	5
1 bedroom	10	1 bedroom	5
Level 4		Level 4	
2 bedroom	9	2 bedroom	5
1 bedroom	10	1 bedroom	6
Level 5		Level 5	
2 bedroom	9	2 bedroom	5
1 bedroom	10	1 bedroom	6
Level 6		Level 6	
2 bedroom	9	2 bedroom	5
1 bedroom	10	1 bedroom	6
TOTAL SUITES	90	TOTAL SUITES	50
PROJECT TOTAL			
2 BEDROOM SUITES	72		
1 BEDROOM SUITES	68		
	140		

2 A6 Site Plan at Level 3, Main Entry Scale: 1:300

RECEIVED
RA453
2021-JUN-28
Current Planning



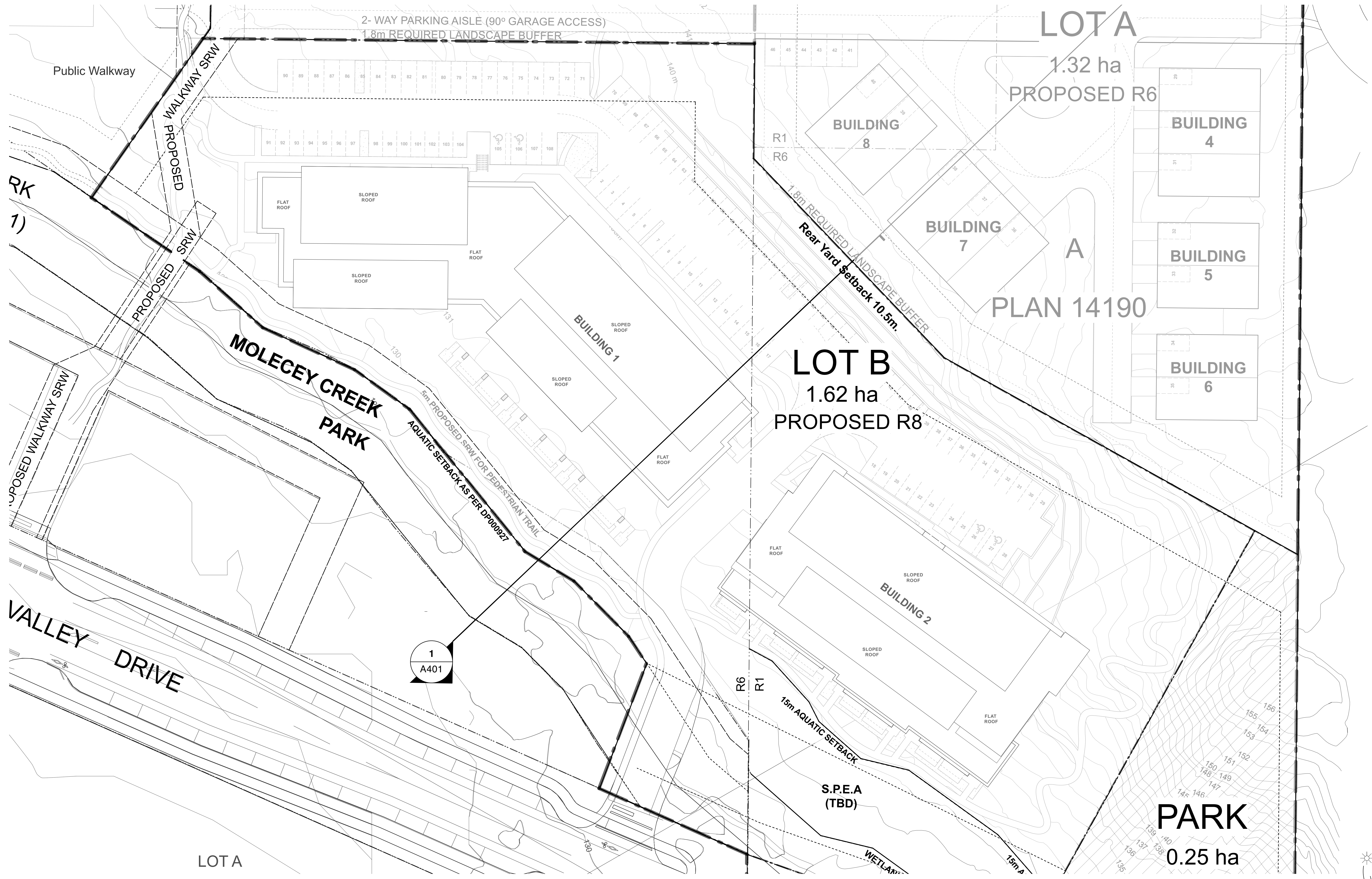


SUITE CALCULATIONS

BUILDING 1		BUILDING 2	
<i>Parkade L1 & L2 Suites</i>		<i>Parkade L1 & L2 Suites</i>	
2 bed townhouse	6	2 bed townhouse	7
2 bedroom	3	1 bedroom	0
1 bedroom	5		
Level 3, Main		Level 3, Main	
2 bedroom	9	2 bedroom	5
1 bedroom	10	1 bedroom	5
Level 4		Level 4	
2 bedroom	9	2 bedroom	5
1 bedroom	10	1 bedroom	6
Level 5		Level 5	
2 bedroom	9	2 bedroom	5
1 bedroom	10	1 bedroom	6
Level 6		Level 6	
2 bedroom	9	2 bedroom	5
1 bedroom	10	1 bedroom	6
TOTAL SUITES	90	TOTAL SUITES	50
PROJECT TOTAL			
2 BEDROOM SUITES	72		
1 BEDROOM SUITES	68		
	140		

2 A7 Site Plan at Level 3, Main Entry Scale: 1:300

RECEIVED
RA453
2021-JUN-28
Current Planning



LOT A

1.32 ha
PROPOSED R6

LOT B

1.62 ha
PROPOSED R8

PLAN 14190

PARK

0.25 ha

1
A401

2
A8 Site Plan at High Roof
Scale: 1:300

RECEIVED
RA453
2021-JUN-28
Current Planning

